

AMERICAN LEGION AUXILIARY

Bulletin #14 as of 12/9/2024

2025 Membership

Member-opoly









"Finding Members in Everyday Places"

Your Leader is Rich Aunty Pennybags, Hope Wilson



DISTRICT	# of Units	Goal	Period Gain	Membership To Date	Percent of Goal	Membership Last Year 12/4/23	Difference from Last Year
One	47	3,341	149	2,460	73.63%	2,449	11
Two	70	3,444	193	2,374	68.93%	2,566	-192
Three	46	3,476	129	2,380	68.47%	2,429	-49
Four	7	508	9	292	57.48%	325	-33
Five	7	463	17	238	51.40%	201	37
Six	60	4,469	60	3,374	75.50%	3,360	14
Seven	52	2,561	106	1,778	69.43%	1,953	-175
Eight	20	1,117	18	737	65.98%	742	-5
Nine	45	2,944	71	2,045	69.46%	2,136	-91
Ten	41	3,391	62	2,235	65.91%	2,345	-110
1982	1	331	0	217	65.56%	224	-7
Department Total	396	26,045	814	18,130	69.61%	18,730	-600
Group 1 (Even) <i>Linda Kelly</i>	198	12,929	342	9,012	69.70%	9,338	-326
Group 2 (Odd) <i>Robin Dorf</i>	197	12,785	472	8,901	69.62%	9,168	-267

RANKINGS

1st 75.50% District 6	2nd 73.63% District 1	3rd 69.46% District 9	4th 69.43% District 7	5th 68.93% District 2	6th 68.47% District 3	7th 65.98% District 8	8th 65.91% District 10	9th 57.48% District 4	10th 51.40% District 5
									

2024-2025 Membership Bulletin

Dist	Unit	Unit Location	2025 DNO	Goal Dates Set By National				Junior	Senior	Total	Percent to Date	100%+ Date
				85% by 3/15/25	95% by 5/23/25	100% by 7/4/25	102% by 7/26/25					
00	1982	St Paul	331	281	314	331	338	3	214	217	65.56%	
00 Total			331					3	214	217	65.56%	
01	0009	Winona	114	97	108	114	116	2	70	72	63.16%	
01	0040	Lanesboro	101	86	96	101	103	0	84	84	83.17%	
01	0050	Wabasha	111	94	105	111	113	2	87	89	80.18%	
01	0052	Blooming Prairie	89	76	85	89	91	1	67	68	76.40%	
01	0056	Albert Lea	205	174	195	205	209	0	151	151	73.66%	
01	0068	Spring Valley	48	10/26/24	46	48	49	4	37	41	85.42%	
01	0075	New Richland	32	10/26/24	30	32	33	0	29	29	90.63%	
01	0077	Owatonna	98	83	93	98	100	0	68	68	69.39%	
01	0081	Harmony	44	37	42	44	45	0	1	1	2.27%	
01	0090	Lewiston	29	25	28	29	30	3	19	22	75.86%	
01	0091	Austin	88	75	84	88	90	0	37	37	42.05%	
01	0092	Rochester	115	12/9/24	109	115	117	7	92	99	86.09%	
01	0094	Rushford	50	43	48	50	51	1	41	42	84.00%	
01	0105	Lyle	45	10/26/24	43	45	46	10	30	40	88.89%	
01	0110	Lake City	37	31	35	37	38	3	25	28	75.68%	
01	0119	Byron	14	10/8/24	13	14	14	0	14	14	100.00%	10/15/24
01	0140	Grand Meadow	63	54	60	63	64	5	43	48	76.19%	
01	0146	Adams	120	102	114	120	122	9	78	87	72.50%	
01	0161	Le Roy	42	36	40	42	43	12	21	33	78.57%	
01	0164	Stewartville	164	139	156	164	167	8	119	127	77.44%	
01	0179	Plainview	113	96	107	113	115	4	59	63	55.75%	
01	0190	Saint Charles	6	5	6	6	6	0	6	6	100.00%	
01	0191	Caledonia	64	12/9/24	61	64	65	2	55	57	89.06%	
01	0197	Chatfield	18	9/17/24	17	18	18	0	17	17	94.44%	
01	0228	Waseca	229	195	218	229	234	10	167	177	77.29%	
01	0249	Spring Grove	73	62	69	73	74	2	52	54	73.97%	
01	0264	Glenville	86	12/9/24	82	86	88	12	62	74	86.05%	
01	0295	West Concord	26	22	25	26	27	0	18	18	69.23%	
01	0299	Mabel	106	90	101	106	108	7	79	86	81.13%	
01	0330	Hayfield	175	149	166	175	179	6	120	126	72.00%	
01	0333	Kasson	125	106	119	125	128	2	81	83	66.40%	
01	0369	Wykoff	18	10/15/24	17	18	18	0	18	18	100.00%	11/5/24
01	0384	Dodge Center	56	12/9/24	53	56	57	6	42	48	85.71%	
01	0404	Alden	36	31	34	36	37	0	24	24	66.67%	
01	0422	Claremont	20	17	19	20	20	0	3	3	15.00%	
01	0423	Houston	109	93	104	109	111	0	82	82	75.23%	
01	0498	Hokah	18	11/12/24	17	18	18	0	16	16	88.89%	
01	0526	Peterson	44	37	42	44	45	1	33	34	77.27%	
01	0544	Ostrander	9	8	9	9	9	0	7	7	77.78%	
01	0551	Eyota	88	75	84	88	90	2	64	66	75.00%	
01	0552	Freeborn	55	9/17/24	9/17/24	11/26/24	56	9	48	57	103.64%	11/26/24
01	0573	Elgin	8	7	8	8	8	0	4	4	50.00%	
01	0579	Millville	39	11/26/24	37	39	40	0	37	37	94.87%	
01	0587	Waldorf	15	11/26/24	14	15	15	1	13	14	93.33%	
01	0588	Mazeppa	34	29	32	34	35	0	24	24	70.59%	
01	0595	La Crescent	148	126	141	148	151	0	73	73	49.32%	
01	0637	Whalan	14	9/24/24	13	14	14	0	12	12	85.71%	
01 Total			3341					131	2329	2460	73.63%	

Dist	Unit	Unit Location	2025 DNO	Goal Dates Set By National				Junior	Senior	Total	Percent to Date	100%+ Date
				85% by 3/15/25	95% by 5/23/25	100% by 7/4/25	102% by 7/26/25					
02	0004	Lakefield	46	39	44	46	47	1	26	27	58.70%	
02	0006	Pipestone	49	42	47	49	50	0	37	37	75.51%	
02	0007	Sleepy Eye	27	23	26	27	28	0	22	22	81.48%	
02	0010	Lake Benton	40	34	38	40	41	0	25	25	62.50%	
02	0011	Mankato	55	12/9/24	52	55	56	4	44	48	87.27%	
02	0019	Madelia	64	54	61	64	65	0	40	40	62.50%	
02	0032	Adrian	32	27	30	32	33	2	18	20	62.50%	
02	0033	Saint James	52	44	49	52	53	1	35	36	69.23%	
02	0036	Fairmont	114	97	108	114	116	1	83	84	73.68%	
02	0038	Redwood Falls	54	46	51	54	55	1	34	35	64.81%	
02	0041	Lamberton	96	82	91	96	98	4	70	74	77.08%	
02	0042	Edgerton	31	26	29	31	32	0	21	21	67.74%	
02	0064	Slayton	43	37	41	43	44	0	31	31	72.09%	
02	0082	Winnebago	22	19	21	22	22	0	10	10	45.45%	
02	0089	Blue Earth	88	75	84	88	90	0	63	63	71.59%	
02	0115	Truman	8	7	8	8	8	0	9	9	112.50%	10/26/24
02	0123	Luverne	29	25	28	29	30	0	6	6	20.69%	
02	0130	Jackson	125	106	119	125	128	0	57	57	45.60%	
02	0132	New Ulm	147	125	140	147	150	0	104	104	70.75%	
02	0133	Jasper	24	20	23	24	24	0	0	0	0.00%	
02	0165	Bricelyn	30	26	29	30	31	3	12	15	50.00%	
02	0195	Hendricks	29	25	28	29	30	0	15	15	51.72%	
02	0196	Ellsworth	18	15	17	18	18	0	15	15	83.33%	
02	0206	Windom	46	39	44	46	47	1	33	34	73.91%	
02	0210	Wells	151	128	143	151	154	3	65	68	45.03%	
02	0224	Heron Lake	36	12/9/24	34	36	37	0	33	33	91.67%	
02	0244	Comfrey	32	10/1/24	11/5/24	32	33	1	30	31	96.88%	
02	0257	Springfield	130	111	124	130	133	1	103	104	80.00%	
02	0263	Wabasso	90	77	86	90	92	14	60	74	82.22%	
02	0267	Walnut Grove	80	12/9/24	76	80	82	4	65	69	86.25%	
02	0269	Madison Lake	26	12/9/24	12/9/24	26	27	10	15	25	96.15%	
02	0274	Milroy	26	22	25	26	27	0	21	21	80.77%	
02	0276	Amboy	29	25	28	29	30	3	21	24	82.76%	
02	0285	Lake Wilson	100	85	95	100	102	0	49	49	49.00%	
02	0286	Sanborn	40	11/12/24	38	40	41	4	32	36	90.00%	
02	0287	Minnesota Lake	71	60	67	71	72	6	48	54	76.06%	
02	0294	Lake Crystal	142	121	135	142	145	8	107	115	80.99%	
02	0306	Vesta	0	DISBANDED				0	0	0	0.00%	10/24/24
02	0309	Belview	36	31	34	36	37	2	25	27	75.00%	
02	0318	Fulda	32	27	30	32	33	0	27	27	84.38%	
02	0322	Currie	55	47	52	55	56	0	3	3	5.45%	
02	0329	Cambria	12	10	11	12	12	0	10	10	83.33%	
02	0338	Chandler	24	11/5/24	11/5/24	24	24	0	23	23	95.83%	
02	0356	Sherburn	39	10/8/24	37	39	40	3	32	35	89.74%	
02	0365	Hanska	40	34	38	40	41	3	23	26	65.00%	
02	0373	Trimont	32	27	30	32	33	0	21	21	65.63%	
02	0386	Dundee	21	11/12/24	20	21	21	0	18	18	85.71%	
02	0391	Storden	29	11/26/24	28	29	30	0	27	27	93.10%	
02	0399	Hills	12	10	11	12	12	0	7	7	58.33%	
02	0401	Jeffers	18	15	17	18	18	0	15	15	83.33%	
02	0454	Kiester	21	18	20	21	21	0	16	16	76.19%	
02	0461	Round Lake	73	62	69	73	74	5	50	55	75.34%	

Dist	Unit	Unit Location	2025 DNO	Goal Dates Set By National				Junior	Senior	Total	Percent to Date	100%+ Date
				85% by 3/15/25	95% by 5/23/25	100% by 7/4/25	102% by 7/26/25					
02	0464	Brewster	61	52	58	61	62	0	3	3	4.92%	
02	0467	Lucan	23	20	22	23	23	0	19	19	82.61%	
02	0475	Saint Clair	34	29	32	34	35	0	25	25	73.53%	
02	0478	Hardwick	19	11/26/24	18	19	19	1	17	18	94.74%	
02	0506	Ruthton	21	18	20	21	21	0	14	14	66.67%	
02	0519	Clements	15	10/24/24	14	15	15	0	13	13	86.67%	
02	0522	Northrop	52	44	49	52	53	3	36	39	75.00%	
02	0534	Holland	36	31	34	36	37	0	23	23	63.89%	
02	0553	Welcome	43	37	41	43	44	1	28	29	67.44%	
02	0561	Lewisville	46	39	44	46	47	0	33	33	71.74%	
02	0569	Easton	68	12/9/24	65	68	69	5	56	61	89.71%	
02	0576	Avoca	38	11/5/24	36	38	39	10	26	36	94.74%	
02	0608	Okabena	63	54	60	63	64	1	37	38	60.32%	
02	0614	Sioux Valley	8	7	8	8	8	0	6	6	75.00%	
02	0616	Good Thunder	61	12/9/24	58	61	62	12	40	52	85.25%	
02	0617	Eagle Lake	123	105	117	123	125	1	68	69	56.10%	
02	0632	Dovray	19	16	18	19	19	0	8	8	42.11%	
02	0636	Lismore	48	11/26/24	11/26/24	48	49	2	45	47	97.92%	
02 Total			3444					121	2253	2374	68.93%	
03	0002	Shakopee	78	66	74	78	80	1	54	55	70.51%	
03	0037	Saint Peter	76	65	72	76	78	0	4	4	5.26%	
03	0043	Faribault	171	145	162	171	174	3	103	106	61.99%	
03	0045	New Prague	68	58	65	68	69	0	51	51	75.00%	
03	0047	Hastings	29	25	28	29	30	0	15	15	51.72%	
03	0054	Red Wing	172	146	163	172	175	1	137	138	80.23%	
03	0057	Chaska	158	134	150	158	161	2	106	108	68.35%	
03	0065	Rosemount	57	48	54	57	58	1	44	45	78.95%	
03	0079	Montgomery	142	121	135	142	145	5	86	91	64.08%	
03	0084	Northfield	36	31	34	36	37	4	24	28	77.78%	
03	0095	Glencoe	16	14	15	16	16	0	11	11	68.75%	
03	0096	Hutchinson	174	12/9/24	165	174	177	11	144	155	89.08%	
03	0098	St Paul Park	127	108	121	127	130	4	96	100	78.74%	
03	0108	Le Center	112	95	106	112	114	4	90	94	83.93%	
03	0125	Stewart	38	10/15/24	36	38	39	2	31	33	86.84%	
03	0141	Silver Lake	65	11/5/24	62	65	66	0	60	60	92.31%	
03	0143	Brownton	19	16	18	19	19	0	16	16	84.21%	
03	0144	Belle Plaine	105	89	100	105	107	5	63	68	64.76%	
03	0149	Morristown	89	76	85	89	91	7	58	65	73.03%	
03	0150	Waconia	80	68	76	80	82	0	57	57	71.25%	
03	0184	Pine Island	89	76	85	89	91	2	64	66	74.16%	
03	0189	Farmington	31	26	29	31	32	0	25	25	80.65%	
03	0207	Cleveland	41	35	39	41	42	0	26	26	63.41%	
03	0225	Forest Lake	202	172	192	202	206	0	144	144	71.29%	
03	0300	Lafayette	21	18	20	21	21	0	15	15	71.43%	
03	0311	Elysian	180	153	171	180	184	12	128	140	77.78%	
03	0314	Winthrop	25	21	24	25	26	0	19	19	76.00%	
03	0343	Norwood	24	10/26/24	12/9/24	24	24	3	20	23	95.83%	
03	0380	Kilkenny	14	12	13	14	14	0	8	8	57.14%	
03	0407	Winsted	46	39	44	46	47	0	25	25	54.35%	
03	0408	Green Isle	35	30	33	35	36	0	5	5	14.29%	
03	0424	Inver Grove Heights	10	9	10	10	10	0	5	5	50.00%	
03	0433	Gaylord	55	47	52	55	56	0	28	28	50.91%	

Dist	Unit	Unit Location	2025 DNO	Goal Dates Set By National				Junior	Senior	Total	Percent to Date	100%+ Date
				85% by 3/15/25	95% by 5/23/25	100% by 7/4/25	102% by 7/26/25					
03	0447	Prior Lake	10	9	10	10	10	0	7	7	70.00%	
03	0463	Lester Prairie	15	13	14	15	15	0	0	0	0.00%	
03	0491	Bayport	89	76	85	89	91	1	57	58	65.17%	
03	0507	Willernie	51	43	48	51	52	6	28	34	66.67%	
03	0510	Nicollet	60	51	57	60	61	2	41	43	71.67%	
03	0518	North Mankato	84	71	80	84	86	0	7	7	8.33%	
03	0580	Chanhassen	77	65	73	77	79	0	61	61	79.22%	
03	0586	Lonsdale	79	67	75	79	81	3	62	65	82.28%	
03	0594	Eagan	13	11	12	13	13	0	4	4	30.77%	
03	0601	New Germany	21	12/9/24	20	21	21	1	17	18	85.71%	
03	0620	Hugo	71	60	67	71	72	0	43	43	60.56%	
03	0643	Savage	56	48	53	56	57	0	38	38	67.86%	
03	1776	Apple Valley	265	225	252	265	270	4	169	173	65.28%	
03 Total			3476					84	2296	2380	68.47%	
04	0039	North St Paul	165	140	157	165	168	5	87	92	55.76%	
04	0168	White Bear Lake	97	82	92	97	99	4	61	65	67.01%	
04	0451	Saint Paul	0	DISBANDED				0	2	2	0.00%	10/24/24
04	0474	Saint Paul	25	21	24	25	26	4	16	20	80.00%	
04	0542	Saint Paul	173	147	164	173	176	3	83	86	49.71%	
04	0577	Saint Paul	48	41	46	48	49	0	23	23	47.92%	
04	0606	Saint Paul	0	DISBANDED				0	4	4	0.00%	10/24/24
04 Total			508					16	276	292	57.48%	
05	0001	Minneapolis	65	55	62	65	66	5	31	36	55.38%	
05	0099	Minneapolis	44	37	42	44	45	0	23	23	52.27%	
05	0129	Minneapolis	69	59	66	69	70	0	41	41	59.42%	
05	0234	Minneapolis	54	46	51	54	55	0	33	33	61.11%	
05	0435	Richfield	181	154	172	181	185	0	87	87	48.07%	
05	0440	Minneapolis	32	27	30	32	33	0	15	15	46.88%	
05	0511	Minneapolis	18	15	17	18	18	0	3	3	16.67%	
05 Total			463					5	233	238	51.40%	
06	0012	Long Prairie	64	54	61	64	65	1	47	48	75.00%	
06	0014	Bemidji	49	42	47	49	50	0	30	30	61.22%	
06	0023	McGregor	29	25	28	29	30	0	23	23	79.31%	
06	0046	Little Falls	200	170	190	200	204	13	148	161	80.50%	
06	0049	Pequot Lakes	117	99	111	117	119	3	90	93	79.49%	
06	0067	Sauk Centre	102	11/12/24	97	102	104	8	79	87	85.29%	
06	0076	Saint Cloud	1	1	1	1	1	0	1	1	100.00%	11/12/24
06	0086	Aitkin	212	180	201	212	216	5	152	157	74.06%	
06	0101	Melrose	124	11/26/24	11/26/24	124	126	6	113	119	95.97%	
06	0112	Elk River	126	107	120	126	129	3	76	79	62.70%	
06	0134	Walker	174	148	165	174	177	6	129	135	77.59%	
06	0137	Royalton	28	11/12/24	27	28	29	0	24	24	85.71%	
06	0147	Big Lake	56	48	53	56	57	0	43	43	76.79%	
06	0171	Wadena	2	2	2	2	2	0	0	0	0.00%	
06	0193	Becker	41	11/26/24	39	41	42	7	28	35	85.37%	
06	0202	Hackensack	188	160	179	188	192	3	150	153	81.38%	
06	0211	Holdingford	58	11/12/24	55	58	59	2	48	50	86.21%	
06	0212	Park Rapids	171	145	162	171	174	1	135	136	79.53%	
06	0213	Clarissa	43	37	41	43	44	0	36	36	83.72%	
06	0217	Baudette	83	11/26/24	79	83	85	4	71	75	90.36%	
06	0221	Saint Joseph	39	12/9/24	37	39	40	0	35	35	89.74%	
06	0254	Sauk Rapids	36	31	34	36	37	0	24	24	66.67%	

Dist	Unit	Unit Location	2025 DNO	Goal Dates Set By National				Junior	Senior	Total	Percent to Date	100%+ Date
				85% by 3/15/25	95% by 5/23/25	100% by 7/4/25	102% by 7/26/25					
06	0255	Brainerd	234	199	222	234	239	2	152	154	65.81%	
06	0261	Kimball	143	122	136	143	146	12	95	107	74.83%	
06	0271	Paynesville	84	71	80	84	86	0	61	61	72.62%	
06	0284	Cass Lake	40	34	38	40	41	1	24	25	62.50%	
06	0288	Brooten	20	11/5/24	11/26/24	20	20	0	19	19	95.00%	
06	0292	Richmond	73	62	69	73	74	0	48	48	65.75%	
06	0293	Browerville	17	11/26/24	16	17	17	0	15	15	88.24%	
06	0298	Foley	47	40	45	47	48	1	35	36	76.60%	
06	0313	Swanville	17	11/5/24	16	17	17	0	16	16	94.12%	
06	0328	Saint Joseph	77	65	73	77	79	0	55	55	71.43%	
06	0340	Hill City	30	26	29	30	31	0	17	17	56.67%	
06	0341	Pierz	55	10/26/24	52	55	56	4	44	48	87.27%	
06	0350	Upsala	30	26	29	30	31	1	19	20	66.67%	
06	0354	Clear Lake	10	10/26/24	10	10	10	0	9	9	90.00%	
06	0363	Akeley	7	12/9/24	7	7	7	0	6	6	85.71%	
06	0366	Bertha	35	30	33	35	36	1	24	25	71.43%	
06	0368	Backus	93	11/5/24	88	93	95	1	80	81	87.10%	
06	0372	Blackduck	50	43	48	50	51	1	38	39	78.00%	
06	0417	Little Sauk	78	66	74	78	80	17	41	58	74.36%	
06	0428	Waite Park	174	148	165	174	177	1	132	133	76.44%	
06	0438	Pinewood	15	13	14	15	15	0	5	5	33.33%	
06	0442	Williams	20	10/30/24	19	20	20	1	16	17	85.00%	
06	0443	Ironton	51	43	48	51	52	1	39	40	78.43%	
06	0455	Cold Spring	101	86	96	101	103	0	70	70	69.31%	
06	0456	Sebeka	46	39	44	46	47	0	27	27	58.70%	
06	0462	Laporte	55	47	52	55	56	2	39	41	74.55%	
06	0470	Kelliher	23	20	22	23	23	0	19	19	82.61%	
06	0473	Rice	78	66	74	78	80	1	34	35	44.87%	
06	0482	Albany	95	81	90	95	97	1	75	76	80.00%	
06	0500	Crosslake	87	74	83	87	89	0	63	63	72.41%	
06	0557	Deerwood	42	11/5/24	12/9/24	42	43	0	40	40	95.24%	
06	0560	Zimmerman	176	150	167	176	180	13	111	124	70.45%	
06	0602	Hillman	75	64	71	75	77	0	54	54	72.00%	
06	0612	Lake Henry	47	40	45	47	48	1	27	28	59.57%	
06	0613	Pine River	59	50	56	59	60	0	41	41	69.49%	
06	0621	St Augusta	60	51	57	60	61	0	37	37	61.67%	
06	0627	Nisswa	136	116	129	136	139	2	101	103	75.74%	
06	0642	Bowlus	46	39	44	46	47	0	38	38	82.61%	
06 Total			4469					126	3248	3374	75.50%	
07	0029	Morris	112	95	106	112	114	1	75	76	67.86%	
07	0058	Browns Valley	72	11/26/24	68	72	73	7	55	62	86.11%	
07	0059	Montevideo	105	89	100	105	107	0	80	80	76.19%	
07	0069	Granite Falls	48	11/26/24	46	48	49	0	41	41	85.42%	
07	0080	Wheaton	66	56	63	66	67	3	46	49	74.24%	
07	0104	Litchfield	69	59	66	69	70	1	56	57	82.61%	
07	0113	Marshall	65	55	62	65	66	0	50	50	76.92%	
07	0126	Cosmos	47	40	45	47	48	3	34	37	78.72%	
07	0135	Hector	41	11/5/24	11/5/24	41	42	0	39	39	95.12%	
07	0156	Marietta	129	110	123	129	132	5	92	97	75.19%	
07	0158	Madison	83	71	79	83	85	0	51	51	61.45%	
07	0167	Willmar	207	176	197	207	211	7	110	117	56.52%	
07	0169	Clarkfield	31	26	29	31	32	2	2	4	12.90%	

Dist	Unit	Unit Location	2025 DNO	Goal Dates Set By National				Junior	Senior	Total	Percent to Date	100%+ Date
				85% by 3/15/25	95% by 5/23/25	100% by 7/4/25	102% by 7/26/25					
07	0173	Tracy	36	31	34	36	37	0	22	22	61.11%	
07	0175	Villard	0	DISBANDED				0	2	2	0.00%	10/24/24
07	0186	Olivia	28	24	27	28	29	0	23	23	82.14%	
07	0188	Evansville	17	14	16	17	17	0	10	10	58.82%	
07	0199	Minneota	26	22	25	26	27	1	15	16	61.54%	
07	0204	Echo	36	11/12/24	12/9/24	36	37	4	31	35	97.22%	
07	0205	Fairfax	28	12/9/24	27	28	29	0	24	24	85.71%	
07	0223	Kerkhoven	27	23	26	27	28	0	22	22	81.48%	
07	0229	Sacred Heart	17	14	16	17	17	2	5	7	41.18%	
07	0237	Balaton	13	11	12	13	13	0	13	13	100.00%	
07	0252	Maynard	28	24	27	28	29	0	17	17	60.71%	
07	0253	Lowry	57	48	54	57	58	1	3	4	7.02%	
07	0258	Clinton	39	33	37	39	40	3	21	24	61.54%	
07	0268	Kensington	25	21	24	25	26	0	14	14	56.00%	
07	0273	Garvin	18	15	17	18	18	0	18	18	100.00%	11/26/24
07	0278	Brandon	32	11/26/24	11/26/24	32	33	3	28	31	96.88%	
07	0297	Graceville	60	51	57	60	61	0	48	48	80.00%	
07	0302	Beardsley	31	26	29	31	32	2	24	26	83.87%	
07	0321	Elbow Lake	8	7	8	8	8	0	4	4	50.00%	
07	351	Barrett	33	12/9/24	31	33	34	0	29	29	87.88%	
07	0357	Ashby	83	71	79	83	85	1	66	67	80.72%	
07	0359	Milan	21	18	20	21	21	2	13	15	71.43%	
07	0375	Atwater	30	26	29	30	31	2	21	23	76.67%	
07	0378	Herman	29	11/26/24	28	29	30	0	26	26	89.66%	
07	0381	Eden Valley	104	11/5/24	99	104	106	5	71	76	73.08%	
07	0393	Hoffman	16	14	15	16	16	0	11	11	68.75%	
07	0420	Raymond	37	31	35	37	38	0	3	3	8.11%	
07	0426	Wendell	18	15	17	18	18	0	15	15	83.33%	
07	0430	Bird Island	95	81	90	95	97	11	56	67	70.53%	
07	0441	Bellingham	78	66	74	78	80	0	31	31	39.74%	
07	0457	Porter	15	13	14	15	15	0	12	12	80.00%	
07	0483	Dassel	33	28	31	33	34	0	13	13	39.39%	
07	0485	Clara City	33	12/9/24	31	33	34	2	27	29	87.88%	
07	0524	Saint Leo	15	13	14	15	15	0	11	11	73.33%	
07	0527	Millerville	36	31	34	36	37	0	28	28	77.78%	
07	0537	New London	148	126	141	148	151	10	95	105	70.95%	
07	0545	Spicer	90	77	86	90	92	6	53	59	65.56%	
07	0556	Wood Lake	20	17	19	20	20	0	16	16	80.00%	
07	0629	Chokio	26	22	25	26	27	0	22	22	84.62%	
07 Total			2561					84	1694	1778	69.43%	
08	0060	Grand Rapids	89	76	85	89	91	1	61	62	69.66%	
08	0071	Duluth	299	254	284	299	305	1	175	176	58.86%	
08	0109	Two Harbors	95	81	90	95	97	3	63	66	69.47%	
08	0122	Deer River	28	24	27	28	29	0	21	21	75.00%	
08	0182	Effie	31	26	29	31	32	0	14	14	45.16%	
08	0222	Hibbing	45	38	43	45	46	4	31	35	77.78%	
08	0241	Aurora	85	72	81	85	87	0	61	61	71.76%	
08	0248	Ely	76	65	72	76	78	0	45	45	59.21%	
08	0262	Cloquet	66	56	63	66	67	0	46	46	69.70%	
08	0307	Nashauk	49	42	47	49	50	0	33	33	67.35%	
08	0379	Moose Lake	28	24	27	28	29	1	28	29	103.57%	9/17/24
08	0413	Grand Marais	49	42	47	49	50	2	27	29	59.18%	

Dist	Unit	Unit Location	2025 DNO	Goal Dates Set By National				Junior	Senior	Total	Percent to Date	100%+ Date
				85% by 3/15/25	95% by 5/23/25	100% by 7/4/25	102% by 7/26/25					
08	0415	Barnum	15	13	14	15	15	0	12	12	80.00%	
08	0432	Warba	24	20	23	24	24	1	23	24	100.00%	11/12/24
08	0452	Keewatin	32	27	30	32	33	0	2	2	6.25%	
08	0476	Lawrence Lk Twshp	41	35	39	41	42	2	26	28	68.29%	
08	0494	Big Falls	11	9	10	11	11	0	9	9	81.82%	
08	0499	Northome	27	23	26	27	28	0	22	22	81.48%	
08	0562	Brookston	11	9	10	11	11	0	8	8	72.73%	
08	0575	Goodland	16	10/15/24	15	16	16	0	15	15	93.75%	
08 Total			1117					15	722	737	65.98%	
09	0015	Detroit Lakes	139	118	132	139	142	6	98	104	74.82%	
09	0016	Bagley	190	162	181	190	194	9	148	157	82.63%	
09	0017	Pelican Rapids	0	0	0	0	0	0	0	0	0.00%	
09	0020	Crookston	105	89	100	105	107	7	60	67	63.81%	
09	0021	Moorhead	203	173	193	203	207	6	140	146	71.92%	
09	0022	Red Lake Falls	152	129	144	152	155	17	104	121	79.61%	
09	0024	Roseau	116	99	110	116	118	11	84	95	81.90%	
09	0025	Warroad	41	35	39	41	42	0	33	33	80.49%	
09	0027	Warren	163	139	155	163	166	14	116	130	79.75%	
09	0030	Fergus Falls	37	31	35	37	38	0	27	27	72.97%	
09	0031	Mahnomen	24	20	23	24	24	0	0	0	0.00%	
09	0035	Alvarado	58	49	55	58	59	0	1	1	1.72%	
09	0088	Greenbush	38	32	36	38	39	1	21	22	57.89%	
09	0114	Fosston	17	14	16	17	17	0	12	12	70.59%	
09	0117	Thief River Falls	204	173	194	204	208	1	157	158	77.45%	
09	0148	Dent	39	11/26/24	37	39	40	2	35	37	94.87%	
09	0153	Barnesville	94	80	89	94	96	0	62	62	65.96%	
09	0157	East Grand Forks	315	268	299	315	321	4	213	217	68.89%	
09	0159	Oklee	17	14	16	17	17	0	14	14	82.35%	
09	0162	Grygla	20	17	19	20	20	0	14	14	70.00%	
09	0181	Lake Park	17	14	16	17	17	0	1	1	5.88%	
09	0214	Lancaster	82	70	78	82	84	2	52	54	65.85%	
09	0238	Fertile	33	28	31	33	34	0	4	4	12.12%	
09	0242	Fisher	54	46	51	54	55	0	44	44	81.48%	
09	0256	Clearbrook	52	11/26/24	49	52	53	4	43	47	90.38%	
09	0283	Deer Creek	19	16	18	19	19	0	16	16	84.21%	
09	0304	Gonvick	49	42	47	49	50	0	32	32	65.31%	
09	0331	Oslo	27	23	26	27	28	1	20	21	77.78%	
09	0353	Argyle	109	12/9/24	104	109	111	30	69	99	90.83%	
09	0371	Roosevelt	34	29	32	34	35	0	0	0	0.00%	
09	0382	Hawley	27	23	26	27	28	0	21	21	77.78%	
09	0390	Stephen	18	15	17	18	18	0	0	0	0.00%	
09	0402	Halstad	6	5	6	6	6	0	6	6	100.00%	11/5/24
09	0427	Newfolden	32	27	30	32	33	0	21	21	65.63%	
09	0431	Twin Valley	23	20	22	23	23	0	8	8	34.78%	
09	0434	Hendrum	12	10	11	12	12	0	8	8	66.67%	
09	0436	Waubun	34	29	32	34	35	0	20	20	58.82%	
09	0444	Middle River	135	115	128	135	138	3	61	64	47.41%	
09	0445	Karlstad	62	11/26/24	59	62	63	6	52	58	93.55%	
09	0466	Strandquist	13	11	12	13	13	0	0	0	0.00%	
09	0489	Underwood	39	33	37	39	40	0	26	26	66.67%	
09	0505	Gary	47	11/26/24	45	47	48	0	41	41	87.23%	
09	0603	Gully	19	16	18	19	19	1	15	16	84.21%	

Dist	Unit	Unit Location	2025 DNO	Goal Dates Set By National				Junior	Senior	Total	Percent to Date	100%+ Date
				85% by 3/15/25	95% by 5/23/25	100% by 7/4/25	102% by 7/26/25					
09	0623	Plummer	29	25	28	29	30	0	21	21	72.41%	
09 Total			2944					125	1920	2045	69.46%	
10	0051	Pine City	104	88	99	104	106	0	65	65	62.50%	
10	0083	Lindstrom	8	7	8	8	8	1	8	9	112.50%	10/30/24
10	0085	North Branch	147	125	140	147	150	3	96	99	67.35%	
10	0093	Rush City	13	11	12	13	13	0	10	10	76.92%	
10	0102	Anoka	183	156	174	183	187	6	132	138	75.41%	
10	0118	Wayzata	193	164	183	193	197	9	101	110	56.99%	
10	0131	Maple Lake	75	64	71	75	77	1	33	34	45.33%	
10	0139	Harris	28	24	27	28	29	0	2	2	7.14%	
10	0145	Howard Lake	44	37	42	44	45	5	29	34	77.27%	
10	0151	Sandstone	23	20	22	23	23	0	16	16	69.57%	
10	0163	Willow River	23	20	22	23	23	0	18	18	78.26%	
10	0172	Osseo	240	204	228	240	245	9	192	201	83.75%	
10	0178	Milaca	105	89	100	105	107	0	68	68	64.76%	
10	0201	Mora	62	53	59	62	63	0	40	40	64.52%	
10	0209	Cokato	59	50	56	59	60	2	45	47	79.66%	
10	0216	Princeton	125	106	119	125	128	5	89	94	75.20%	
10	0259	Excelsior	120	102	114	120	122	2	44	46	38.33%	
10	0260	Monticello	199	169	189	199	203	9	134	143	71.86%	
10	0270	Buffalo	71	60	67	71	72	4	56	60	84.51%	
10	0282	St Louis Park	70	60	67	70	71	0	52	52	74.29%	
10	0290	Cambridge	67	57	64	67	68	4	50	54	80.60%	
10	0303	Fridley	142	121	135	142	145	4	95	99	69.72%	
10	0305	Waverly	53	45	50	53	54	0	44	44	83.02%	
10	0312	Stacy	6	5	6	6	6	0	3	3	50.00%	
10	0320	Hopkins	148	126	141	148	151	7	64	71	47.97%	
10	0323	Clearwater	60	51	57	60	61	0	38	38	63.33%	
10	0334	Coon Rapids	109	93	104	109	111	2	72	74	67.89%	
10	0347	Beroun	17	14	16	17	17	0	12	12	70.59%	
10	0377	Delano	87	74	83	87	89	0	44	44	50.57%	
10	0395	Onamia	58	49	55	58	59	0	43	43	74.14%	
10	0398	Mound	119	101	113	119	121	9	73	82	68.91%	
10	0513	New Brighton	0	0	0	0	0	0	0	0	0.00%	
10	0514	Maple Plain	60	51	57	60	61	3	32	35	58.33%	
10	0523	Golden Valley	65	55	62	65	66	0	36	36	55.38%	
10	0550	Bloomington	105	89	100	105	107	0	63	63	60.00%	
10	0563	Bruno	18	15	17	18	18	0	14	14	77.78%	
10	0566	Lino Lakes	95	81	90	95	97	4	72	76	80.00%	
10	0567	Saint Michael	123	105	117	123	125	3	81	84	68.29%	
10	0600	Champlin	44	37	42	44	45	2	12	14	31.82%	
10	0622	Saint Francis	21	18	20	21	21	0	11	11	52.38%	
10	0630	Brooklyn Center	60	51	57	60	61	0	29	29	48.33%	
10	0640	Ogilvie	42	36	40	42	43	1	22	23	54.76%	
10 Total			3391					95	2140	2235	65.91%	
Grand Total			26045					805	17325	18130	69.61%	

Dist	Unit	Unit Location	2025 DNO	85% by 3/15/25	95% by 5/23/25	100% by 7/4/25	102% by 7/26/25	Junior	Senior	Total	Percent to Date	100%+ Date
01	0119	Byron	14	10/8/24	13	14	14	0	14	14	100.00%	10/15/24
01	0369	Wykoff	18	10/15/24	17	18	18	0	18	18	100.00%	11/5/24
07	0273	Garvin	18	15	17	18	18	0	18	18	100.00%	11/26/24
08	0432	Warba	24	20	23	24	24	1	23	24	100.00%	11/12/24
08	0379	Moose Lake	28	24	27	28	29	1	28	29	103.57%	9/17/24
01	0552	Freeborn	55	9/17/24	9/17/24	11/26/24	56	9	48	57	103.64%	11/26/24
10	0083	Lindstrom	8	7	8	8	8	1	8	9	112.50%	10/30/24

Dist	Unit	Unit Location	2025 DNO	85% by 3/15/25	95% by 5/23/25	100% by 7/4/25	102% by 7/26/25	Junior	Senior	Total	Percent to Date	100%+ Date
09	0031	Mahnomen	24	20	23	24	24	0	0	0	0.00%	
09	0371	Roosevelt	34	29	32	34	35	0	0	0	0.00%	
09	0390	Stephen	18	15	17	18	18	0	0	0	0.00%	
09	0466	Strandquist	13	11	12	13	13	0	0	0	0.00%	
10	0513	New Brighton	0	0	0	0	0	0	0	0	0.00%	
09	0035	Alvarado	58	49	55	58	59	0	1	1	1.72%	
01	0081	Harmony	44	37	42	44	45	0	1	1	2.27%	
02	0464	Brewster	61	52	58	61	62	0	3	3	4.92%	
03	0037	Saint Peter	76	65	72	76	78	0	4	4	5.26%	
02	0322	Currie	55	47	52	55	56	0	3	3	5.45%	
09	0181	Lake Park	17	14	16	17	17	0	1	1	5.88%	
08	0452	Keewatin	32	27	30	32	33	0	2	2	6.25%	
07	0253	Lowry	57	48	54	57	58	1	3	4	7.02%	
10	0139	Harris	28	24	27	28	29	0	2	2	7.14%	
07	0420	Raymond	37	31	35	37	38	0	3	3	8.11%	
03	0518	North Mankato	84	71	80	84	86	0	7	7	8.33%	
07	0169	Clarkfield	31	26	29	31	32	2	2	4	12.90%	
03	0408	Green Isle	35	30	33	35	36	0	5	5	14.29%	
01	0422	Claremont	20	17	19	20	20	0	3	3	15.00%	
05	0511	Minneapolis	18	15	17	18	18	0	3	3	16.67%	
02	0123	Luverne	29	25	28	29	30	0	6	6	20.69%	
03	0594	Eagan	13	11	12	13	13	0	4	4	30.77%	

Dist	Unit	Unit Location	2025 DNO	85% by 3/15/25	95% by 5/23/25	100% by 7/4/25	102% by 7/26/25	Junior	Senior	Total	Percent to Date	100%+ Date	Notes
03	0463	Lester Prairie	15	13	14	15	15	0	0	0	0.00%		Charter @ Department office
06	0171	Wadena	2	2	2	2	2	0	0	0	0.00%		Disbanding Watch List
09	0017	Pelican Rapids	0	0	0	0	0	0	0	0	0.00%		Disbanding Watch List
09	0238	Fertile	33	28	31	33	34	0	4	4	12.12%		Disbanding Watch List
10	0600	Champlin	44	37	42	44	45	2	12	14	31.82%		Disbanding Watch List
07	0321	Elbow Lake	8	7	8	8	8	0	4	4	50.00%		Disbanding Watch List
10	0312	Stacy	6	5	6	6	6	0	3	3	50.00%		Disbanding Watch List
10	0347	Beroun	17	14	16	17	17	0	12	12	70.59%		Disbanding Watch List
07	0080	Wheaton	66	56	63	66	67	3	46	49	74.24%		Disbanding Watch List
01	0544	Ostrander	9	8	9	9	9	0	7	7	77.78%		Disbanding Watch List
06	0363	Akeley	7	12/9/24	7	7	7	0	6	6	85.71%		Disbanding Watch List
01	0190	Saint Charles	6	5	6	6	6	0	6	6	100.00%		Disbanding Watch List
06	0076	Saint Cloud	1	1	1	1	1	0	1	1	100.00%	11/12/24	Disbanding Watch List
07	0237	Balaton	13	11	12	13	13	0	13	13	100.00%		Disbanding Watch List
09	0402	Halstad	6	5	6	6	6	0	6	6	100.00%	11/5/24	Disbanding Watch List
02	0115	Truman	8	7	8	8	8	0	9	9	112.50%	10/26/24	Disbanding Watch List

Dist	Unit	Unit Location	2025 DNO	85% by 3/15/25	95% by 5/23/25	100% by 7/4/25	102% by 7/26/25	Junior	Senior	Total	Percent to Date	100%+ Date	Notes
02	0306	Vesta	0					0	0	0	0.00%	10/24/24	Disbanded 10/24/24
04	0451	Saint Paul	0					0	0	0	0.00%	10/24/24	Disbanded 10/24/24
04	0606	Saint Paul	0					0	0	0	0.00%	10/24/24	Disbanded 10/24/24
07	0175	Villard	0					0	0	0	0.00%	10/24/24	Disbanded 10/24/24